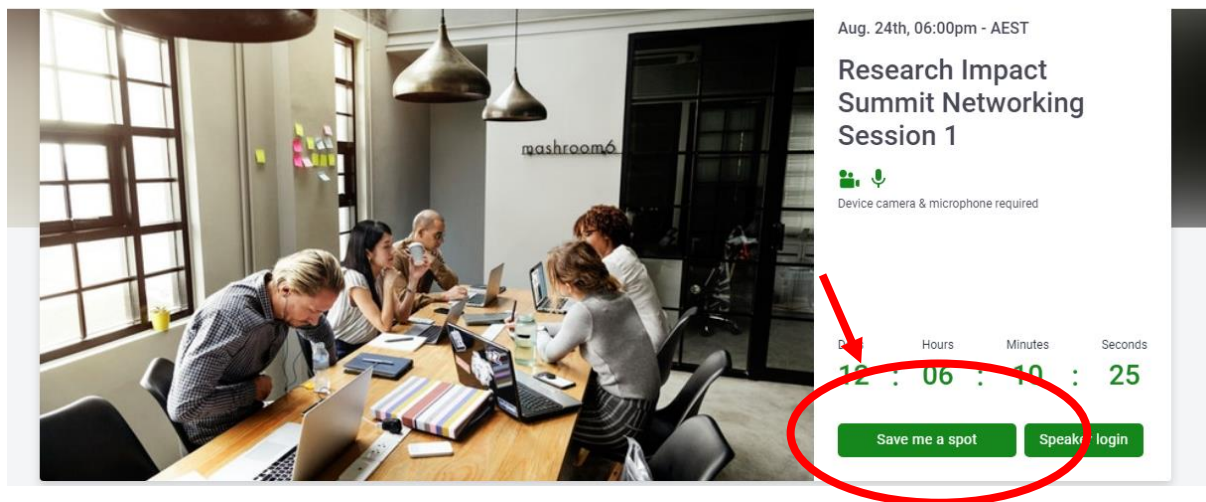
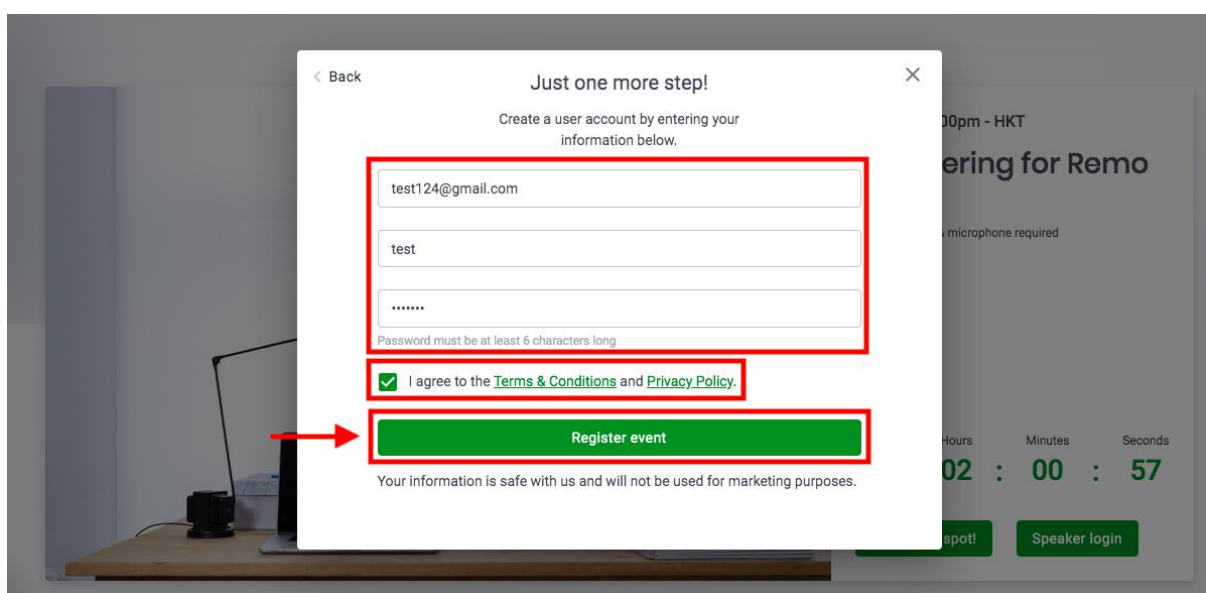


How to register for the Research Impact Summit Networking Event

1. Visit the URL for the session you want to attend.
2. Click “Save me a spot” to register for the event – Please do this in advance of the event as we have limited space.



3. If you have not attended a Remo event before, you will be asked to create an account first. To do this, just input your *email*, *name*, *password* and click 'Register event'



4. After you register, the 'Save me a spot' button should then become greyed out with a message saying 'You have already registered for this event'
5. 15 minutes before the scheduled event, you should receive an email with the link to the event space. Click the 'Click here to access the event' button




Attendee's Guide to Remo Events

26th June 2020 - 03:45pm HKT

We are finally here, the event will start in 15 mins, come early to make sure your hardware works!


Final checklist

✓ For an optimal experience use one of these recommended browsers on desktop.

		
Chrome 77 or better	Firefox 76 or better	Safari 12 or better

✓ For support click on the "Need Help" button on the bottom left corner, we also have a self-help guide [here](#) for microphone or camera issues.

Have a great event!




Click here to access the event

[Unsubscribe from all future emails](#)

If you did not receive this reminder email, just use the link to the registration page from before

6. You will be directed to the event's landing page. Click the 'Join event now!' button (this will only show once the countdown reaches 0)



7. Doors will open 20 mins before the session start. Please come early, you will need to get set up and upon joining you will be taken through a short tutorial to learn how to use Remo – this will help you make the most of the event.

Here's what it looks like in the room! Pick your table or move to another one, it's up to you!

